



**SVM-1 series
CNC Milling Machine
Mini VMC Workstation
Price List 2016 V1.0**

SUPER PERFORMANCE

HIGH PRECISION

LOW PRICE



Quick review to help your selections:

SUMMARY TABLE #1

| | Fixed Configurations | | | | | |
|---|----------------------|----------------|---------------|---------------------|--|----------------|
| Model | Enclosure | Spindle system | Spindle drive | Axis driving | CNC controller | Basic price |
| SVM-1S | None | R8 | BLDC | Closed loop STEPPER | 4 axis MACH3 USB Controller | \$5900 |
| SVM-1L | Half enclosure | R8 | BLDC | Closed loop STEPPER | 4 axis MACH3 USB Controller | \$7200 |
| SVM-1P-1 <i>Workstation</i> | Full enclosure | BT30 | AC SERVO | AC SERVO | 14" Tablet PC +4 axis MACH3 USB Controller | \$10500 |
| SVM-1P-1A <i>Workstation</i> | Full enclosure | BT30 +ATC | AC SERVO | AC SERVO | 14" Tablet PC +4 axis MACH3 USB Controller | \$12400 |
| SVM-1P-2 <i>Mini VM</i> | Full enclosure | BT30 | AC SERVO | AC SERVO | SEIMENS 808D CNC controller | \$13000 |
| SVM-1P-2A <i>Mini VMC</i> | Full enclosure | BT30 +ATC | AC SERVO | AC SERVO | SEIMENS 808D CNC controller | \$14900 |
| | | | | | | |

SUMMARY TABLE #2

| | Optional Configurations | | | | | |
|--|-------------------------|---------------|--------------------------|-----|------------------|------|
| Model | Engraving spindle kit | Power drawbar | 4 th Axis kit | MPG | Mist cooling kit | More |
| SVM-1S | ✓ | ✓ | ✓ | ✓ | ✓ | o |
| SVM-1L | ✓ | ✓ | ✓ | ✓ | ✓ | o |
| SVM-1H | ✓ | • | ✓ | ✓ | ✓ | o |
| SVM-1P-1 <i>Workstation</i> | ✓ | • | ✓ | ✓ | ✓ | o |
| SVM-1P-1A <i>Workstation</i> | X | • | ✓ | ✓ | ✓ | o |
| SVM-1P-2 <i>Mini VM</i> | X | • | ✓ | ✓ | ✓ | o |
| SVM-1P-2A <i>Mini VMC</i> | X | • | ✓ | ✓ | ✓ | o |
| ✓ optional X not optional • already installed o available | | | | | | |

Optional Parts of SVM-1 series

SVM-1S (Bench top Version)

Basic FOB \$5900



some parts in the pictures are optional

KEY POINTS:

- Compact but **ALL IN ONE** original design
- Super rigid/high quality **HT250** resin sand casting iron structure
- Precision **LINEAR WAY** system for all 3 axis
- Ball screws for all 3 axis
- Industrial level motion **accuracy** control
- Super powerful **BLDC** spindle driving system
- High speed **CLOSED LOOP** Microstep driving system for all 3 axis
- 4 axis USB CNC controller with 200kHz **HARDWARE** pulse generator
- One-shot lubrication system for all motion parts
- 2nd high speed engraving spindle optional

- Many expandable functions and accessories available

DIMENSIONS

| | |
|----------------------------|--------------------------------------|
| Table Size: | 650mm×190mm / 25.6"×7.5" |
| Table Slots: | 3×12mm Slots |
| Travel Range (X Y Z): | 350mm×190mm×300mm / 14.7"×7.5"×11.8" |
| MAX Spindle Nose to Table: | 400mm / 15.7" |
| MIN Spindle Nose to Table: | 100mm / 3.9" |
| Spindle Center to Column: | 230mm / 9" |

MOTION FEATURES

| | |
|--|--|
| Max On Table Weight: | 100Kgs |
| Max Feed Rate: | 6MPM / 236IPM |
| Positional Tolerance: | 0.03mm/200mm (C7 ballscrews) 0.01mm/200mm |
| Repeatable Tolerance: | ≤0.01mm |
| XYZ Traveling Tolerance: | ≤0.02mm /200mm |
| 1 st Spindle Radio/Axial Run Out: | ≤0.003mm at taper |

SPINDLE CONFIGURATIONS **(DUAL SPINDLE SUPPORT!)**

| | |
|---|--|
| 1 st Spindle Taper: | R8 |
| 1 st Spindle Speed: | 300-6000RPM |
| 1 st Spindle Driving System: | 2200W BLDC Motor System |
| 1 st Tool Changing: | Manual (air drive QTC power drawbar system optional) |
| 2 nd Engraving Spindle System (optional): | 24000RPM/800W/ER11 water cooled high speed spindle kit Including mounting parts and VFD, wire set |

MOTION PARTS

| | |
|-----------------|--|
| 3 Axis Driving: | High Performance CLOSED LOOP Microstep Stepper System |
| 3 Axis Motion: | HIWIN™ H Class LINEARS for all 3 axis |
| Ballscrews: | C7 Class Ballscrews |
| Bearings: | P5 Class Bearings |

ELECTRONICS

| | |
|----------------------------|---|
| CNC Controller: | 4 Axis USB CNC Controller for MACH3-200kHz |
| Axis Driving Power Supply: | Ring Transformer Power Supply |
| Relay Output: | 2 Way Relay Outlets Integrated (coolant/mist control) |

POWER REQUIREMENTS

| | |
|--------------------|---|
| Power Input: | 210-240VAC 50/60HZ Single Phase (Optional 110VAC 50/60HZ Single Phase) |
| Power Consumption: | Max 3000W |

MISCELLANEOUS FEATURES

| | |
|------------------------|-----------------------------------|
| Machine Shell: | Worktable guard & Electric Box |
| Spindle Box Balancing: | Nitrogen spring |
| Lubrication: | Manual centralization lubrication |

| | |
|----------------------------------|--|
| Work Light: | LED work light |
| Coolant System: | <i>optional</i> |
| Mist Cooling System: | <i>optional</i> |
| 2 nd Operation Panel: | <i>optional</i> |
| MPG: | <i>optional</i> |
| Machine Cabinet Stand: | <i>optional</i> |
| Tooling & Accessories: | <i>optional (refer to detailed tooling lists)</i> |
| Other CNC Control System: | <i>optional</i> |

OVERALL FEATURES

| | |
|----------------------------|------------------------|
| Overall Dimensions(L*W*H): | LWH 910*860*980mm |
| Net Weight: | 300kgs |
| Package Dimensions(L*W*H): | LWH 1100*1000*1200mm |
| Gross Weight: | 350kgs |
| Package Type: | Composite Plywood Case |

STANDARD ACCESSORIES

| | |
|---------------------------|--------------------------|
| SKYFIRE™ CNC DRIVER DISK: | 8G USB disk 1pcs |
| Power Wire: | 16A 1.8m power wire 1pcs |
| USB Cable: | 2m USB cable 1pcs |
| Lifting Bolts: | 4pcs |
| Spanners: | Tool changing spanners |

OPTIONAL CONFIGURATIONS:

| | |
|--------------------------|--|
| <input type="checkbox"/> | |
| <input type="checkbox"/> | |
| <input type="checkbox"/> | |
| <input type="checkbox"/> | |
| <input type="checkbox"/> | |
| <input type="checkbox"/> | |
| <input type="checkbox"/> | |
| <input type="checkbox"/> | |
| <input type="checkbox"/> | |
| <input type="checkbox"/> | |
| <input type="checkbox"/> | |
| <input type="checkbox"/> | |
| <input type="checkbox"/> | |
| <input type="checkbox"/> | Other customized options please talk to us directly |

SVM-1 L (Half Enclosure)

Basic FOB \$7200



some parts in the pictures are optional

KEY POINTS:

- Compact but **ALL IN ONE** original design
- Super rigid/high quality **HT250** resin sand casting iron structure
- Precision **LINEAR WAY** system for all 3 axis
- Ball screws for all 3 axis
- Industrial level motion **accuracy** control
- Super powerful **BLDC** spindle driving system
- High speed **CLOSED LOOP** Microstep driving system for all 3 axis
- 4 axis USB CNC controller with 200kHz **HARDWARE** pulse generator
- One-shot lubrication system for all motion parts
- 2nd high speed engraving spindle optional

- Many expandable functions and accessories available

DIMENSIONS

| | |
|----------------------------|--------------------------------------|
| Table Size: | 650mm×190mm / 25.6"×7.5" |
| Table Slots: | 3×12mm Slots |
| Travel Range (X Y Z): | 350mm×190mm×300mm / 14.7"×7.5"×11.8" |
| MAX Spindle Nose to Table: | 400mm / 15.7" |
| MIN Spindle Nose to Table: | 100mm / 3.9" |
| Spindle Center to Column: | 230mm / 9" |

MOTION FEATURES

| | |
|--|--|
| Max On Table Weight: | 100Kgs |
| Max Feed Rate: | 6MPM / 236IPM |
| Positional Tolerance: | 0.03mm/200mm (C7 ballscrews) 0.01mm/200mm |
| Repeatable Tolerance: | ≤0.01mm |
| XYZ Traveling Tolerance: | ≤0.02mm /200mm |
| 1 st Spindle Radio/Axial Run Out: | ≤0.003mm at taper |

SPINDLE CONFIGURATIONS **(DUAL SPINDLE SUPPORT!)**

| | |
|---|--|
| 1 st Spindle Taper: | R8 |
| 1 st Spindle Speed: | 300-6000RPM |
| 1 st Spindle Driving System: | 2200W BLDC Motor System |
| 1 st Tool Changing: | Manual (air drive QTC power drawbar system optional) |
| 2 nd Engraving Spindle System (optional): | 24000RPM/800W/ER11 water cooled high speed spindle kit Including mounting parts and VFD, wire set |

MOTION PARTS

| | |
|-----------------|--|
| 3 Axis Driving: | High Performance CLOSED LOOP Microstep Stepper System |
| 3 Axis Motion: | HIWIN™ H Class LINEARS for all 3 axis |
| Ballscrews: | C7 Class Ballscrews |
| Bearings: | P5 Class Bearings |

ELECTRONICS

| | |
|----------------------------|---|
| CNC Controller: | 4 Axis USB CNC Controller for MACH3-200kHz |
| Axis Driving Power Supply: | Ring Transformer Power Supply |
| Relay Output: | 2 Way Relay Outlets Integrated (coolant/mist control) |

POWER REQUIREMENTS

| | |
|--------------------|---|
| Power Input: | 210-240VAC 50/60HZ Single Phase (Optional 110VAC 50/60HZ Single Phase) |
| Power Consumption: | Max 3000W |

MISCELLANEOUS FEATURES

| | |
|------------------------|-----------------------------------|
| Machine Enclosure: | Half enclosure with cabinet stand |
| Spindle Box Balancing: | Nitrogen spring |
| Lubrication: | Manual centralization lubrication |

| | |
|----------------------------------|---|
| Work Light: | LED work light |
| Coolant System: | Integrated |
| Mist Cooling System: | optional |
| 2 nd Operation Panel: | optional |
| MPG: | optional |
| Machine Cabinet Stand: | Integrated |
| Tooling & Accessories: | optional (refer to detailed tooling lists) |
| Other CNC Control System: | optional |

OVERALL FEATURES

| | |
|----------------------------|------------------------|
| Overall Dimensions(L*W*H): | LWH 850*1400*1700mm |
| Net Weight: | 550kgs |
| Package Dimensions(L*W*H): | LWH 1000*1600*1900mm |
| Gross Weight: | 650kgs |
| Package Type: | Composite Plywood Case |

STANDARD ACCESSORIES


| | |
|---------------------------|---------------------------------|
| SKYFIRE™ CNC DRIVER DISK: | 8G USB disk 1pcs |
| Power Wire: | 16A 1.8m power wire 1pcs |
| USB Cable: | 2m USB cable 1pcs |
| Machine Feet: | FOOT-MASTER casters 4pcs |
| Spanners: | Tool changing spanners |

OPTIONAL CONFIGURATIONS:

| | |
|--------------------------|--|
| <input type="checkbox"/> | |
| <input type="checkbox"/> | |
| <input type="checkbox"/> | |
| <input type="checkbox"/> | |
| <input type="checkbox"/> | |
| <input type="checkbox"/> | |
| <input type="checkbox"/> | |
| <input type="checkbox"/> | |
| <input type="checkbox"/> | |
| <input type="checkbox"/> | |
| <input type="checkbox"/> | |
| <input type="checkbox"/> | |
| <input type="checkbox"/> | |
| <input type="checkbox"/> | Other customized options please talk to us directly |

SVM-1P-1 (VM Workstation)

Basic FOB \$10500



some parts in the pictures are optional
SVM-1P-1 has NO ATC in the pictures

KEY POINTS:

- Compact but **ALL IN ONE** original design
- Super rigid/high quality **HT250** resin sand casting iron structure
- Precision **LINEAR WAYS & C3** class ground ball screws for all 3 axis
- Industrial level motion **accuracy** control
- Super powerful **AC SERVO** spindle driving system
- High speed **AC SERVO** driving system for all 3 axis
- Industrial **BT30** spindle unit & air drive **power drawbar** installed
- 4 axis USB CNC controller with 200kHz **HARDWARE** pulse generator
- **14" Touch panel** tablet industrial **PC** integrated
- **Full AUTO** One-shot lubrication system for all motion parts
- Many expandable functions and accessories available

DIMENSIONS

| | |
|----------------------------|--------------------------------------|
| Table Size: | 650mm×190mm / 25.6"×7.5" |
| Table Slots: | 3×12mm Slots |
| Travel Range (X Y Z): | 350mm×190mm×300mm / 14.7"×7.5"×11.8" |
| MAX Spindle Nose to Table: | 400mm / 15.7" |
| MIN Spindle Nose to Table: | 100mm / 3.9" |
| Spindle Center to Column: | 230mm / 9" |

MOTION FEATURES

| | |
|--|-------------------|
| Max On Table Weight: | 100Kgs |
| Max Feed Rate: | 10MPM / 393IPM |
| Positional Tolerance: | 0.01mm/200mm |
| Repeatable Tolerance: | ≤0.01mm |
| XYZ Traveling Tolerance: | ≤0.02mm /200mm |
| 1 st Spindle Radio/Axial Run Out: | ≤0.008mm at 200mm |

SPINDLE CONFIGURATIONS **(DUAL SPINDLE SUPPORT!)**

| | |
|---|--|
| 1 st Spindle Taper: | BT30 |
| 1 st Spindle Speed: | 200-8000RPM |
| 1 st Spindle Driving System: | 2200W AC SERVO Motor System |
| 1 st Tool Changing: | Air drive power drawbar |
| 2 nd Engraving Spindle System (optional): | 24000RPM/800W/ER11 water cooled high speed spindle kit Including mounting parts and VFD, wire set |

MOTION PARTS

| | |
|-----------------|---|
| 3 Axis Driving: | High Performance AC SERVO driving System |
| 3 Axis Motion: | HIWIN™ H Class LINEARS for all 3 axis |
| Ballscrews: | C3 Class Ballscrews |
| Bearings: | P4 Class Bearings |

ELECTRONICS

| | |
|----------------------------|---|
| CNC Controller: | 14" touch screen industrial PC + 4 Axis USB CNC Controller for MACH3-200kHz |
| Axis Driving Power Supply: | AC power supply |
| Relay Output: | 2 Way Relay Outlets Integrated (coolant/mist control) |

POWER REQUIREMENTS

| | |
|--------------------|---------------------------------|
| Power Input: | 210-240VAC 50/60HZ Single Phase |
| Power Consumption: | Max 5000W |

MISCELLANEOUS FEATURES

| | |
|------------------------|---|
| Machine Shell: | Full closed enclosure with cabinet stand |
| Spindle Box Balancing: | 2x Nitrogen springs |
| Lubrication: | AUTO centralization lubrication |
| Work Light: | LED work light |
| Coolant System: | Coolant system with swarf drawer integrated |
| Mist Cooling System: | optional |

| | |
|---------------------------|---|
| MPG: | optional |
| Air Blow Gun: | included |
| Air Source: | >0.5Mpa |
| Tooling & Accessories: | optional (refer to detailed tooling lists) |
| Other CNC Control System: | optional |

OVERALL FEATURE

| | |
|----------------------------|------------------------|
| Overall Dimensions(L*W*H): | LWH 850*1400*1700mm |
| Net Weight: | 550kgs |
| Package Dimensions(L*W*H): | LWH 1000*1600*1900mm |
| Gross Weight: | 650kgs |
| Package Type: | Composite Plywood Case |

STANDARD ACCESSORIES

| | |
|---------------------------|---------------------------------|
| SKYFIRE™ CNC DRIVER DISK: | 8G USB disk 1pcs |
| Power Wire: | 16A 1.8m power wire 1pcs |
| USB Cable: | 2m USB cable 1pcs |
| Machine Feet: | FOOT-MASTER casters 4pcs |
| Spanners: | Tool changing spanners |

OPTIONAL CONFIGURATIONS:


| | |
|--------------------------|--|
| <input type="checkbox"/> | |
| <input type="checkbox"/> | |
| <input type="checkbox"/> | |
| <input type="checkbox"/> | |
| <input type="checkbox"/> | |
| <input type="checkbox"/> | |
| <input type="checkbox"/> | |
| <input type="checkbox"/> | |
| <input type="checkbox"/> | |
| <input type="checkbox"/> | |
| <input type="checkbox"/> | |
| <input type="checkbox"/> | |
| <input type="checkbox"/> | Other customized options please talk to us directly |

SVM-1P-1A (VMC Workstation)

Basic FOB \$12400



some parts in the pictures are optional



KEY POINTS:

- Compact but **ALL IN ONE** original design
- Super rigid/high quality **HT250** resin sand casting iron structure
- Precision **LINEAR WAYS & C3** class ground ball screws for all 3 axis
- Industrial level motion **accuracy** control
- Super powerful **AC SERVO** spindle driving system
- High speed **AC SERVO** driving system for all 3 axis
- Industrial **BT30** spindle unit & air drive **power drawbar** installed
- 8 tool **ATC** installed
- 4 axis USB CNC controller with 200kHz **HARDWARE** pulse generator
- **14" Touch panel** tablet industrial **PC** integrated
- **Full AUTO** One-shot lubrication system for all motion parts

- Many expandable functions and accessories available

DIMENSIONS

| | |
|----------------------------|--------------------------------------|
| Table Size: | 650mm×190mm / 25.6"×7.5" |
| Table Slots: | 3×12mm Slots |
| Travel Range (X Y Z): | 350mm×190mm×300mm / 14.7"×7.5"×11.8" |
| MAX Spindle Nose to Table: | 400mm / 15.7" |
| MIN Spindle Nose to Table: | 100mm / 3.9" |
| Spindle Center to Column: | 230mm / 9" |

MOTION FEATURES

| | |
|--|-------------------|
| Max On Table Weight: | 100Kgs |
| Max Feed Rate: | 10MPM / 393IPM |
| Positional Tolerance: | 0.01mm/200mm |
| Repeatable Tolerance: | ≤0.01mm |
| XYZ Traveling Tolerance: | ≤0.02mm /200mm |
| 1 st Spindle Radio/Axial Run Out: | ≤0.008mm at 200mm |

SPINDLE CONFIGURATIONS

| | |
|---|------------------------------------|
| 1 st Spindle Taper: | BT30 |
| 1 st Spindle Speed: | 200-8000RPM |
| 1 st Spindle Driving System: | 2200W AC SERVO Motor System |
| 1 st Tool Changing: | Air drive power drawbar |
| ATC System: | 8 tool ATC installed |

MOTION PARTS

| | |
|-----------------|---|
| 3 Axis Driving: | High Performance AC SERVO driving System |
| 3 Axis Motion: | HIWIN™ H Class LINEARS for all 3 axis |
| Ballscrews: | C3 Class Ballscrews |
| Bearings: | P4 Class Bearings |

ELECTRONICS

| | |
|----------------------------|---|
| CNC Controller: | 14" touch screen industrial PC + 4 Axis USB CNC Controller for MACH3-200kHz |
| Axis Driving Power Supply: | AC power supply |
| Relay Output: | 2 Way Relay Outlets Integrated (coolant/mist control) |

POWER REQUIREMENTS

| | |
|--------------------|---------------------------------|
| Power Input: | 210-240VAC 50/60HZ Single Phase |
| Power Consumption: | Max 5000W |

MISCELLANEOUS FEATURES

| | |
|------------------------|---|
| Machine Shell: | Full closed enclosure with cabinet stand |
| Spindle Box Balancing: | 2x Nitrogen springs |
| Lubrication: | AUTO centralization lubrication |
| Work Light: | LED work light |
| Coolant System: | Coolant system with swarf drawer integrated |

| | |
|---------------------------|--|
| Mist Cooling System: | <i>optional</i> |
| MPG: | <i>optional</i> |
| Air Blow Gun: | included |
| Air Source: | >0.5Mpa |
| Tooling & Accessories: | <i>optional (refer to detailed tooling lists)</i> |
| Other CNC Control System: | <i>optional</i> |

OVERALL FEATURE

| | |
|----------------------------|------------------------|
| Overall Dimensions(L*W*H): | LWH 850*1400*1700mm |
| Net Weight: | 600kgs |
| Package Dimensions(L*W*H): | LWH 1000*1600*1900mm |
| Gross Weight: | 700kgs |
| Package Type: | Composite Plywood Case |

STANDARD ACCESSORIES

| | |
|---------------------------|---------------------------------|
| SKYFIRE™ CNC DRIVER DISK: | 8G USB disk 1pcs |
| Power Wire: | 16A 1.8m power wire 1pcs |
| USB Cable: | 2m USB cable 1pcs |
| Machine Feet: | FOOT-MASTER casters 4pcs |
| Spanners: | Tool changing spanners |

OPTIONAL CONFIGURATIONS:

| | |
|--------------------------|--|
| <input type="checkbox"/> | |
| <input type="checkbox"/> | |
| <input type="checkbox"/> | |
| <input type="checkbox"/> | |
| <input type="checkbox"/> | |
| <input type="checkbox"/> | |
| <input type="checkbox"/> | |
| <input type="checkbox"/> | |
| <input type="checkbox"/> | |
| <input type="checkbox"/> | |
| <input type="checkbox"/> | |
| <input type="checkbox"/> | Other customized options please talk to us directly |

SVM-1P-2 (Mini VM)

Basic FOB \$13000



****some parts in the pictures are optional****
SVM-1P-2 has NO ATC in the pictures

KEY POINTS:

- Compact but **ALL IN ONE** original design
- Super rigid/high quality **HT250** resin sand casting iron structure
- Precision **LINEAR WAYS & C3** class ground ball screws for all 3 axis
- Industrial level motion **accuracy** control
- Super powerful **AC SERVO** spindle driving system
- High speed **AC SERVO** driving system for all 3 axis
- Industrial **BT30** spindle unit & air drive **power drawbar** installed
- SIEMENS 808D CNC controller
- **Full AUTO** One-shot lubrication system for all motion parts
- Many expandable functions and accessories available

DIMENSIONS

| | |
|----------------------------|--------------------------------------|
| Table Size: | 650mm×190mm / 25.6"×7.5" |
| Table Slots: | 3×12mm Slots |
| Travel Range (X Y Z): | 350mm×190mm×300mm / 14.7"×7.5"×11.8" |
| MAX Spindle Nose to Table: | 400mm / 15.7" |
| MIN Spindle Nose to Table: | 100mm / 3.9" |
| Spindle Center to Column: | 230mm / 9" |

MOTION FEATURES

| | |
|--|-------------------|
| Max On Table Weight: | 100Kgs |
| Max Feed Rate: | 10MPM / 393IPM |
| Positional Tolerance: | 0.01mm/200mm |
| Repeatable Tolerance: | ≤0.01mm |
| XYZ Traveling Tolerance: | ≤0.02mm /200mm |
| 1 st Spindle Radio/Axial Run Out: | ≤0.008mm at 200mm |

SPINDLE CONFIGURATIONS

| | |
|---|------------------------------------|
| 1 st Spindle Taper: | BT30 |
| 1 st Spindle Speed: | 200-8000RPM |
| 1 st Spindle Driving System: | 2200W AC SERVO Motor System |
| 1 st Tool Changing: | Air drive power drawbar |
| 2 nd Engraving Spindle System: | Not selectable |

MOTION PARTS

| | |
|-----------------|---|
| 3 Axis Driving: | High Performance AC SERVO driving System |
| 3 Axis Motion: | HIWIN™ H Class LINEARS for all 3 axis |
| Ballscrews: | C3 Class Ballscrews |
| Bearings: | P4 Class Bearings |

ELECTRONICS

| | |
|----------------------------|---|
| CNC Controller: | SIEMENS 808D CNC controller |
| Axis Driving Power Supply: | AC power supply |
| Relay Output: | 2 Way Relay Outlets Integrated (coolant/mist control) |

POWER REQUIREMENTS

| | |
|--------------------|---------------------------------|
| Power Input: | 210-240VAC 50/60HZ Single Phase |
| Power Consumption: | Max 5000W |

MISCELLANEOUS FEATURES

| | |
|------------------------|---|
| Machine Shell: | Full closed enclosure with cabinet stand |
| Spindle Box Balancing: | 2x Nitrogen springs |
| Lubrication: | AUTO centralization lubrication |
| Work Light: | LED work light |
| Coolant System: | Coolant system with swarf drawer integrated |
| Mist Cooling System: | optional |

| | |
|---------------------------|--|
| MPG: | <i>optional</i> |
| Air Blow Gun: | included |
| Air Source: | >0.5Mpa |
| Tooling & Accessories: | <i>optional (refer to detailed tooling lists)</i> |
| Other CNC Control System: | <i>optional</i> |

OVERALL FEATURE

| | |
|----------------------------|------------------------|
| Overall Dimensions(L*W*H): | LWH 850*1400*1700mm |
| Net Weight: | 550kgs |
| Package Dimensions(L*W*H): | LWH 1000*1600*1900mm |
| Gross Weight: | 650kgs |
| Package Type: | Composite Plywood Case |

STANDARD ACCESSORIES

| | |
|---------------------------|---------------------------------|
| SKYFIRE™ CNC DRIVER DISK: | 8G USB disk 1pcs |
| Power Wire: | 16A 1.8m power wire 1pcs |
| USB Cable: | 2m USB cable 1pcs |
| Machine Feet: | FOOT-MASTER casters 4pcs |
| Spanners: | Tool changing spanners |

OPTIONAL CONFIGURATIONS:

| | |
|--------------------------|--|
| <input type="checkbox"/> | |
| <input type="checkbox"/> | |
| <input type="checkbox"/> | |
| <input type="checkbox"/> | |
| <input type="checkbox"/> | |
| <input type="checkbox"/> | |
| <input type="checkbox"/> | |
| <input type="checkbox"/> | |
| <input type="checkbox"/> | |
| <input type="checkbox"/> | |
| <input type="checkbox"/> | |
| <input type="checkbox"/> | |
| <input type="checkbox"/> | Other customized options please talk to us directly |

SVM-1P-2A (Mini VMC)

Basic FOB \$14900



some parts in the pictures are optional

KEY POINTS:

- Compact but **ALL IN ONE** original design
- Super rigid/high quality **HT250** resin sand casting iron structure
- Precision **LINEAR WAYS & C3** class ground ball screws for all 3 axis
- Industrial level motion **accuracy** control
- Super powerful **AC SERVO** spindle driving system
- High speed **AC SERVO** driving system for all 3 axis
- Industrial **BT30** spindle unit & air drive **power drawbar** installed
- 8 tool **ATC** installed
- SIEMENS 808D CNC controller
- **Full AUTO** One-shot lubrication system for all motion parts
- Many expandable functions and accessories available

DIMENSIONS

| | |
|----------------------------|--------------------------------------|
| Table Size: | 650mm×190mm / 25.6"×7.5" |
| Table Slots: | 3×12mm Slots |
| Travel Range (X Y Z): | 350mm×190mm×300mm / 14.7"×7.5"×11.8" |
| MAX Spindle Nose to Table: | 400mm / 15.7" |
| MIN Spindle Nose to Table: | 100mm / 3.9" |
| Spindle Center to Column: | 230mm / 9" |

MOTION FEATURES

| | |
|--|-------------------|
| Max On Table Weight: | 100Kgs |
| Max Feed Rate: | 10MPM / 393IPM |
| Positional Tolerance: | 0.01mm/200mm |
| Repeatable Tolerance: | ≤0.01mm |
| XYZ Traveling Tolerance: | ≤0.02mm /200mm |
| 1 st Spindle Radio/Axial Run Out: | ≤0.008mm at 200mm |

SPINDLE CONFIGURATIONS

| | |
|---|------------------------------------|
| 1 st Spindle Taper: | BT30 |
| 1 st Spindle Speed: | 200-8000RPM |
| 1 st Spindle Driving System: | 2200W AC SERVO Motor System |
| 1 st Tool Changing: | Air drive power drawbar |
| ATC System: | 8 tool ATC installed |

MOTION PARTS

| | |
|-----------------|---|
| 3 Axis Driving: | High Performance AC SERVO driving System |
| 3 Axis Motion: | HIWIN™ H Class LINEARS for all 3 axis |
| Ballscrews: | C3 Class Ballscrews |
| Bearings: | P4 Class Bearings |

ELECTRONICS

| | |
|----------------------------|---|
| CNC Controller: | SIEMENS 808D CNC controller |
| Axis Driving Power Supply: | AC power supply |
| Relay Output: | 2 Way Relay Outlets Integrated (coolant/mist control) |

POWER REQUIREMENTS

| | |
|--------------------|---------------------------------|
| Power Input: | 210-240VAC 50/60HZ Single Phase |
| Power Consumption: | Max 5000W |

MISCELLANEOUS FEATURES

| | |
|------------------------|---|
| Machine Shell: | Full closed enclosure with cabinet stand |
| Spindle Box Balancing: | 2x Nitrogen springs |
| Lubrication: | AUTO centralization lubrication |
| Work Light: | LED work light |
| Coolant System: | Coolant system with swarf drawer integrated |
| Mist Cooling System: | optional |
| MPG: | optional |
| Air Blow Gun: | included |

| | |
|---------------------------|--|
| Air Source: | >0.5Mpa |
| Tooling & Accessories: | <i>optional (refer to detailed tooling lists)</i> |
| Other CNC Control System: | <i>optional</i> |

OVERALL FEATURE

| | |
|----------------------------|------------------------|
| Overall Dimensions(L*W*H): | LWH 850*1400*1700mm |
| Net Weight: | 600kgs |
| Package Dimensions(L*W*H): | LWH 1000*1600*1900mm |
| Gross Weight: | 700kgs |
| Package Type: | Composite Plywood Case |

STANDARD ACCESSORIES

| | |
|---------------------------|---------------------------------|
| SKYFIRE™ CNC DRIVER DISK: | 8G USB disk 1pcs |
| Power Wire: | 16A 1.8m power wire 1pcs |
| USB Cable: | 2m USB cable 1pcs |
| Machine Feet: | FOOT-MASTER casters 4pcs |
| Spanners: | Tool changing spanners |

OPTIONAL CONFIGURATIONS:


| | |
|--------------------------|--|
| <input type="checkbox"/> | |
| <input type="checkbox"/> | |
| <input type="checkbox"/> | |
| <input type="checkbox"/> | |
| <input type="checkbox"/> | |
| <input type="checkbox"/> | |
| <input type="checkbox"/> | |
| <input type="checkbox"/> | |
| <input type="checkbox"/> | |
| <input type="checkbox"/> | |
| <input type="checkbox"/> | |
| <input type="checkbox"/> | |
| <input type="checkbox"/> | Other customized options please talk to us directly |

OPTIONAL PARTS For SVM-1 series:

- ☐ **6" 4th Axis Kit-Harmonic Drive Vertical Type** **+\$1600**

ZERO backlash / tolerance<3'

Including 6" rotary table, tail stock, stepper motor & driver, cables set



- ☐ **3-jaw Chuck Kit for 4th Axis** **+\$120**

O.D 125mm, including mounting adapter and accessories



- ☐ **2nd High Speed Engraving Spindle Kit (can't be with ATC)** **+\$450**

Including 800W/24000RPM/ER11/Water Cooled spindle, Bracket, mini VFD, cable sets and cooling pump, water tubes



- | | | |
|--------------------------|--|--------------|
| <input type="checkbox"/> | Mist Cooling Kit Air drive type, air/oil volume adjustable Including mist sprayer, tubes and a coolant bottle | +\$80 |
|--------------------------|--|--------------|



- | | | |
|--------------------------|-----------------------------|--|
| <input type="checkbox"/> | R8/BT30 Series Tools | Refer to tooling system price list |
|--------------------------|-----------------------------|--|



- | | | |
|--------------------------|---------------------------------------|---------------|
| <input type="checkbox"/> | Handheld MPG 100P/R, 4 axis | +\$160 |
|--------------------------|---------------------------------------|---------------|



- | | | |
|--------------------------|---|--------------|
| <input type="checkbox"/> | Electronic Tool Setter | +\$85 |
| | 50mm set height/ magnet bottom/ LED light/ probe plug | |



- | | |
|--------------------------|---|
| <input type="checkbox"/> | 5" Precision Milling Vise |
| <input type="checkbox"/> | 58pcs Clamping Kit-M10 |
| <input type="checkbox"/> | qtc |
| <input type="checkbox"/> | |
| <input type="checkbox"/> | |
| <input type="checkbox"/> | Other tooling accessories please contact us |

Please visit our website www.skyfirecnc.com for more information.

Any question Please email sales@skyfirecnc.com for answers ASAP.

Any technical questions please email support@skyfirecnc.com for our service ASAP.

Updated 2016-1-13