

## BMH0701T07A2A

servo motor BMH - 1.4 Nm - 8000 rpm - untapped shaft - without brake - IP54



### Main

Product or component type	Servo motor
Device short name	BMH
Maximum mechanical speed	8000 rpm
Continuous stall torque	1.4 N.m for LXM32.D18M2 6 A at 115 V single phase 1.4 N.m for LXM32.U90M2 3 A at 230 V single phase 1.4 N.m for LXM32.U90M2 3 A at 230 V single phase
Peak stall torque	4.2 N.m for LXM32.D18M2 6 A at 115 V single phase 4 N.m for LXM32.U90M2 3 A at 230 V single phase 4 N.m for LXM32.U90M2 3 A at 230 V single phase
Nominal output power	450 W for LXM32.U90M2 3 A at 230 V single phase 450 W for LXM32.U90M2 3 A at 230 V single phase 350 W for LXM32.D18M2 6 A at 115 V single phase
Nominal torque	1.35 N.m for LXM32.D18M2 6 A at 115 V single phase 1.1 N.m for LXM32.U90M2 3 A at 230 V single phase 1.1 N.m for LXM32.U90M2 3 A at 230 V single phase
Nominal speed	2500 rpm for LXM32.D18M2 6 A at 115 V single phase 4000 rpm for LXM32.U90M2 3 A at 230 V single phase 4000 rpm for LXM32.U90M2 3 A at 230 V single phase
Product compatibility	LXM32.U90M2 at 230 V single phase LXM32.D18M2 at 115 V single phase
Shaft end	Untapped
IP degree of protection	IP54 (standard)
Speed feedback resolution	32768 points/turn x 4096 turns
Holding brake	Without
Mounting support	International standard flange
Electrical connection	Rotatable right-angled connectors

### Complementary

Range compatibility	Lexium 32
[Us] rated supply voltage	240 V
Network number of phases	Three phase
Continuous stall current	2.85 A
Continuous power	1.05 W
Maximum current Irms	9.6 A for LXM32.D18M2 9.6 A for LXM32.U90M2
Maximum permanent current	9.56 A
Second shaft	Without second shaft end
Shaft diameter	11 mm
Shaft length	23 mm
Feedback type	Multiturn SinCos Hiperface

The information provided in this documentation contains general descriptions and/or technical characteristics of the products contained herein. This documentation is not intended as a substitute for and is not to be used for determining suitability or reliability of these products for specific user applications. It is the duty of any such user or integrator to perform the appropriate and complete risk analysis, evaluation and testing of the products with respect to the relevant specific application or use thereof. Neither Schneider Electric Industries SAS nor any of its affiliates or subsidiaries shall be responsible or liable for misuse of the information contained herein.

Motor flange size	70 mm
Number of motor stacks	1
Torque constant	0.49 N.m/A at 120 °C
Back emf constant	31.17 V/krpm at 120 °C
Number of motor poles	10
Rotor inertia	0.59 kg.cm <sup>2</sup>
Stator resistance	3.2 Ohm at 20 °C
Stator inductance	9.1 mH at 20 °C
Stator electrical time constant	2.8 ms at 20 °C
Maximum radial force Fr	360 N at 6000 rpm 380 N at 5000 rpm 410 N at 4000 rpm 460 N at 3000 rpm 520 N at 2000 rpm 660 N at 1000 rpm
Maximum axial force Fa	0.2 x Fr
Type of cooling	Natural convection
Length	122 mm
Centring collar diameter	60 mm
Centring collar depth	2.5 mm
Number of mounting holes	4
Mounting holes diameter	5.5 mm
Circle diameter of the mounting holes	82 mm
Product weight	1.6 kg

## Environment

## Offer Sustainability

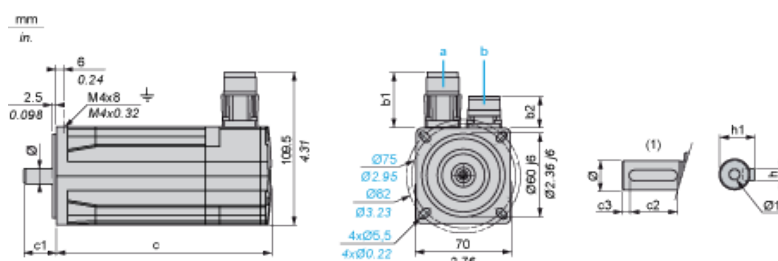
Sustainable offer status	Green Premium product
RoHS (date code: YYWW)	Compliant - since 0936 - Schneider Electric declaration of conformity
REACH	Reference not containing SVHC above the threshold
Product environmental profile	Available
Product end of life instructions	Need no specific recycling operations

## Contractual warranty

Warranty period	18 months
-----------------	-----------

## Servo Motors Dimensions

### Example with Straight Connectors



- a: Power supply for servo motor brake
- b: Power supply for servo motor encoder
- (1) Shaft end, keyed slot (optional)

Dimensions in mm

Straight connectors		Rotatable angled connectors		c (without brake)	c (with brake)	c1	c2	c3	h	h1	Ø	Ø1 for screws
b1	b2	b1	b2									

39.5	25.5	39.5	39.5	122	161	23	18	2.5	4 h9	$12.5^{+0}_{-0.13}$	11 k6	M4 x 14
------	------	------	------	-----	-----	----	----	-----	------	---------------------	-------	---------

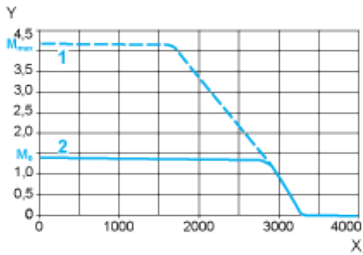
Dimensions in in.

Straight connectors		Rotatable angled connectors		c (without brake)	c (with brake)	c1	c2	c3	h	h1	Ø	Ø1 for screws
b1	b2	b1	b2									
1.55	1	1.55	1.55	4.80	6.33	0.90	0.70	0.09	0.16 h9	$0.49^{+0}_{-0.0051}$	0.43 k6	M4 x 0.55

## 115 V Single-Phase Supply Voltage

### Torque/Speed Curves

Servo motor with LXM32•D18M2 servo drive

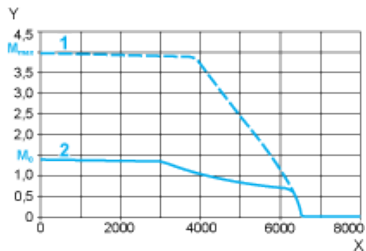


- X Speed in rpm
- Y Torque in Nm
- 1 Peak torque
- 2 Continuous torque

## 230 V Single-Phase Supply Voltage

### Torque/Speed Curves

Servo motor with LXM32•U90M2 servo drive



- X Speed in rpm
- Y Torque in Nm
- 1 Peak torque
- 2 Continuous torque